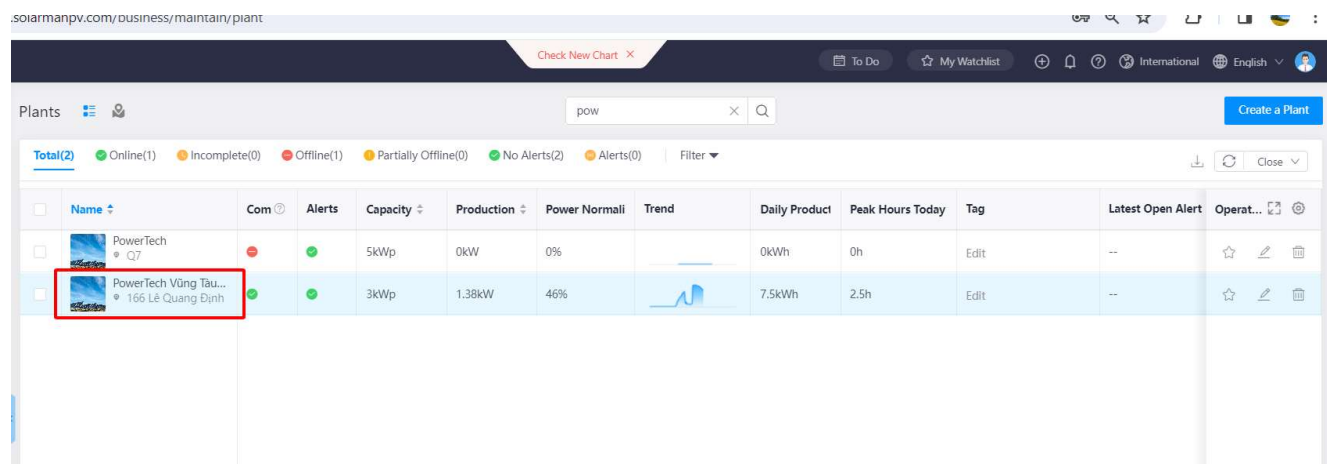


## HƯỚNG DẪN CHIA SẺ TÀI KHOẢN SOLARMAN

1. Chia sẻ tài khoản từ Solarman Business qua Solarman Smart:

- Bước 1: Chọn dự án cần chia sẻ

solarmanpv.com/business/maintain/pant



The screenshot shows the Solarman Business dashboard. At the top, there's a navigation bar with 'Check New Chart', 'To Do', 'My Watchlist', and user settings. Below the navigation bar, there's a 'Plants' section with a search bar and a 'Create a Plant' button. A status bar shows 'Total(2)' with filters for Online(1), Incomplete(0), Offline(1), Partially Offline(0), No Alerts(2), and Alerts(0). The main table lists two plants:

| Name   | Com | Alerts | Capacity | Production | Power Normal | Trend | Daily Product | Peak Hours Today | Tag  | Latest Open Alert | Operat... |
|--|-----|--------|----------|------------|--------------|-------|---------------|------------------|------|-------------------|-----------|
| PowerTech<br>• Q7                            | ●   | ●      | 5kWp     | 0kW        | 0%           |       | 0kWh          | 0h               | Edit | --                |           |
| PowerTech Vũng Tàu...<br>• 166 Lê Quang Định | ●   | ●      | 3kWp     | 1.38kW     | 46%          |       | 7.5kWh        | 2.5h             | Edit | --                |           |

- Bước 2: Chọn Authorizations




< Back to Plant list

PowerTech Vũng Tàu On ...

 Dashboard

 Devices

 Alerts

 About

 Authorizations

 Layout

 Work Order

 Plan

 Maintenance Record

## PowerTech Vũng Tàu On Grid 3KW ID61956246

 Online  No Alerts

Edit Tags



Address 166 Lê Quang Định

Plant Type ? Residential

System Type ? PV + Grid

Phone --

Production


Daily Production  
7.7 kWh


History


### - Bước 3: Chọn authorize end users


< Back to Plant list


PowerTech Vũng Tàu On ...


 Dashboard


 Devices


 Alerts


 About

 Authorizations

 Layout


 Work Order

 Plan

 Maintenance Record


Authorizations

Plant Manager Info ?

 Powertech Trading & Technology Co. Ltd.  
Businesses

Authorized Users

Go to authorize




No Data Available

Click here to authorize end users

Authorized Business Units

Go to authorize




No Data Available

Click here to authorize business units

Authorized Internal Members

Go to authorize

 POWERTECH  
Role: Super-admin



- Bước 4: Chọn search for the account

Create end user Cancel Save

☒ E-mail ☐ Phone number

\* Name

\* E-mail

Username

\* Original Password   
Password must be a combination of letters and numbers with more than 6

\* Authorize  
-Please Select-

Does the end user have an account? [Click here to search for the account](#)

- Bước 5: Nhập email đăng kí tài khoản cần chia sẻ qua

Create end user Cancel Save

☒ E-mail ☐ Phone number

\* Name

\* E-mail

Username

\* Original Password   
Password must be a combination of letters and numbers with more than 6

Search for System-wide Users

- Bước 6: Chọn tài khoản cần chia sẻ, chọn quyền cấp cho tài khoản đó và lưu lại



☒ E-mail ☐ Phone number

\* Name

\* E-mail


Username

\* Original Password   
Password must be a combination of letters and numbers with more than 8

Search for System-wide Users

× 🔍

Search Results:

 POWERTECH  
📧 info@powertech.vn

+

Cancel

☒ E-mail ☐ Phone number

\* Name

\* E-mail

Username

\* Original Password   
Password must be a combination of letters and numbers with more than 8

Edit User

Users: POWERTECH

\* Select external role: 

-Please Select-

View plant only role  
Editable plant role  
All plant authority role

Cancel Save



☒ E-mail ☐ Phone number

\* Name

\* E-mail

Username

\* Original Password

Password must be a combination of letters and numbers with more than 8 characters

Edit User

Users: POWERTECH

\* Select external role: All plant authority role

This role can view,edit the plant which authorized by your business and delete devices and subsystems in the plant

Cancel

Save

### Authorizations


Plant Manager Info ?

LOGO

Powertech Trading & Technology Co. Ltd.  
Businesses

Authorized Users

Go to authorize




POWERTECH

Authorize: All plant authority role

Authorized Business Units

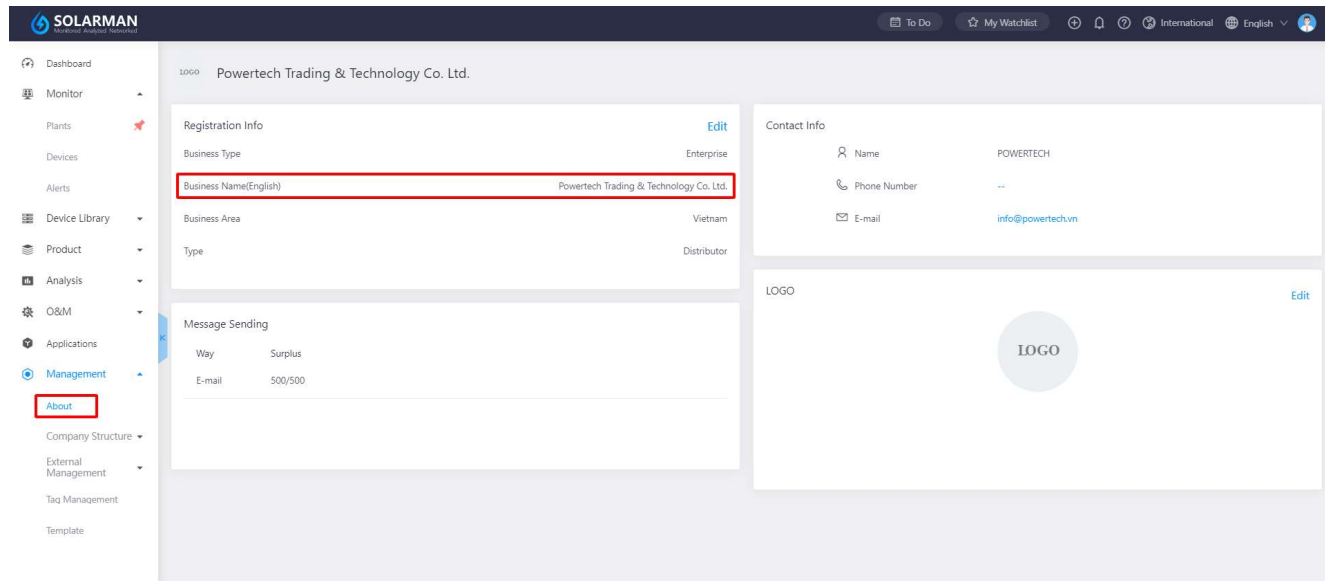
Go to authorize

  
No Data Available

2. Chia sẻ tài khoản từ Solarman Smart qua Solarman Business:

- Bước 1: Lấy tên business từ tài khoản Solarman Business





**SOLARMAN** Intelligent Product Management

Dashboard Monitor Plants Devices Alerts Device Library Product Analysis O&M Applications Management **About** Company Structure External Management Tag Management Template

LOGO Powertech Trading & Technology Co. Ltd.

**Registration Info** [Edit](#)

Business Type Enterprise

**Business Name(English)** Powertech Trading & Technology Co. Ltd.

Business Area Vietnam

Type Distributor

**Contact Info**

Name POWERTECH

Phone Number --

E-mail [info@powertech.vn](mailto:info@powertech.vn)

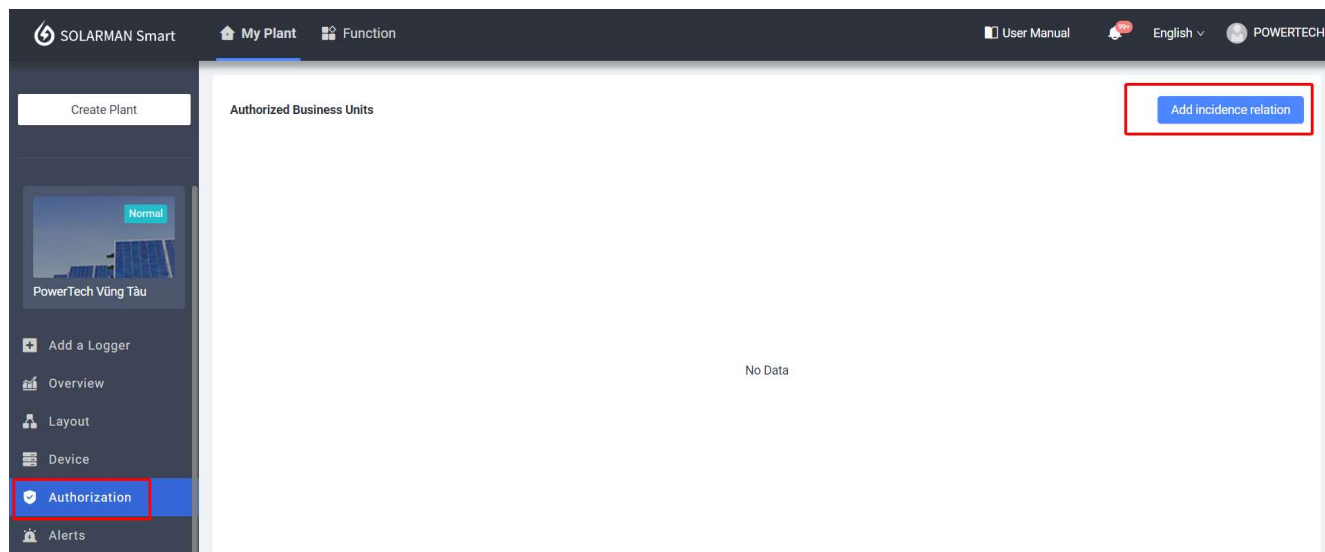
**LOGO** [Edit](#)

LOGO

**Message Sending**

| Way    | Surplus |
|--------|---------|
| E-mail | 500/500 |

- Bước 2: Vào tài khoản Solarman Smart chọn authorization



**SOLARMAN Smart** [My Plant](#) [Function](#) [User Manual](#) [English](#) [POWERTECH](#)

Create Plant

**Authorized Business Units** [Add incidence relation](#)

Normal

PowerTech Vũng Tàu

+ Add a Logger

Overview

Layout

Device

**Authorization**

Alerts

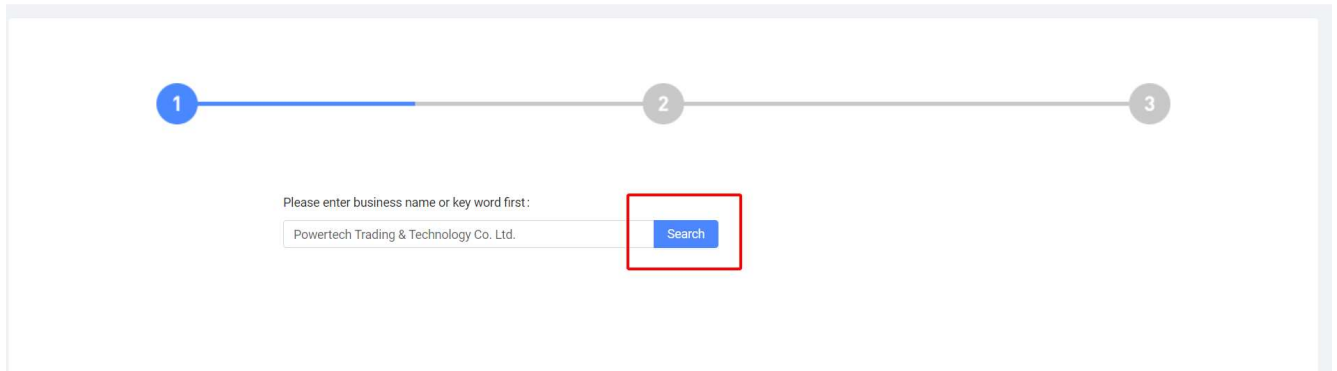
No Data

- Bước 3: Nhập tên business tài khoản được chia sẻ vào ô search và chọn confirm



Plant Authorization

X



1 2 3

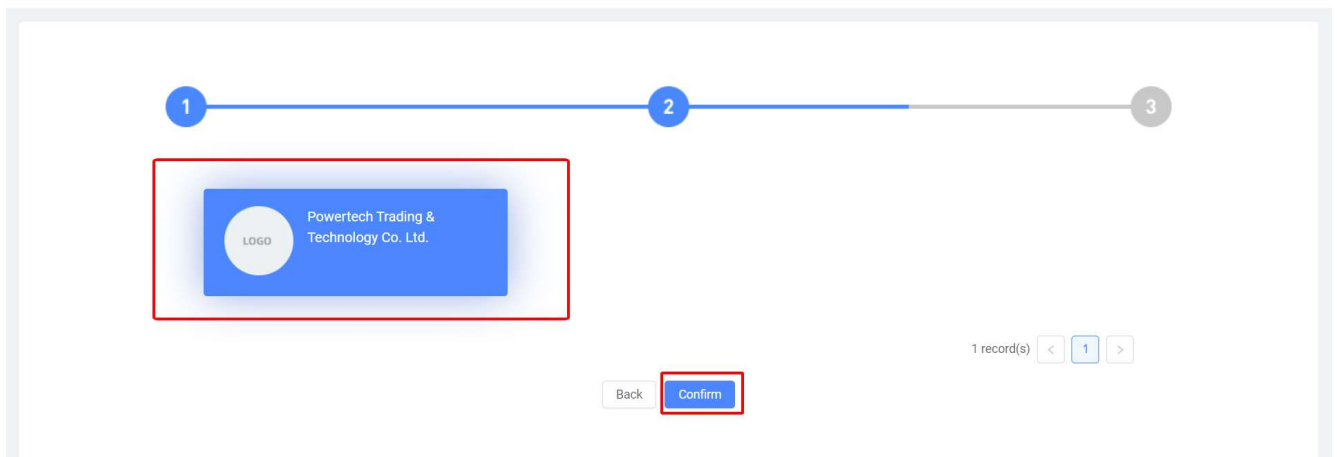
Please enter business name or key word first:

Powertech Trading & Technology Co. Ltd.

Search

Plant Authorization

X



1 2 3

LOGO Powertech Trading & Technology Co. Ltd.

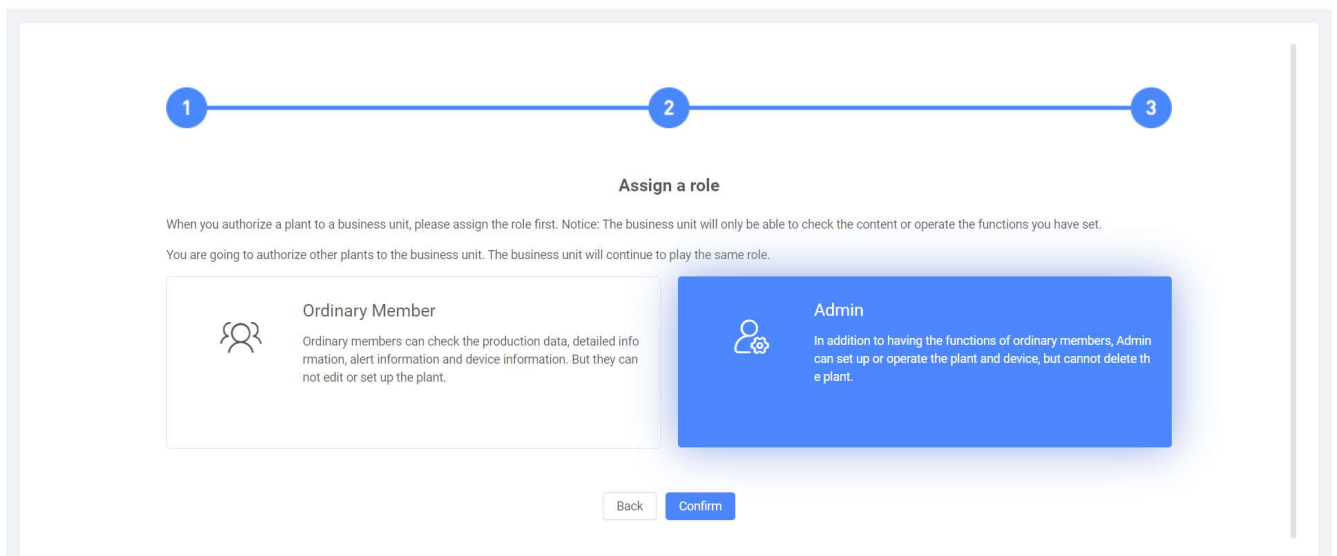
1 record(s) < 1 >

Back Confirm

## - Bước 4: Chọn quyền cấp cho tài khoản được chia sẻ

Plant Authorization

X



1 2 3

**Assign a role**

When you authorize a plant to a business unit, please assign the role first. Notice: The business unit will only be able to check the content or operate the functions you have set. You are going to authorize other plants to the business unit. The business unit will continue to play the same role.

**Ordinary Member**  
Ordinary members can check the production data, detailed information, alert information and device information. But they can not edit or set up the plant.

**Admin**  
In addition to having the functions of ordinary members, Admin can set up or operate the plant and device, but cannot delete the plant.

Back Confirm



Create Plant

Normal

PowerTech Vũng Tàu

Add a Logger

Overview

Layout

Device

Authorization

Alerts

Authorized Business Units

Add incidence relation

| Business Name                           | Authorization info ⓘ | Last modified time ⚡ | Operation                                   |
|---|----------------------|----------------------|---|
| Powertech Trading & Technology Co. Ltd. | Admin                | 2024-02-15 15:33:28  | <a href="#">Switch</a> <a href="#">Undo</a> |

TK đã chia sẻ thành công